


6C Tools AG

DIAMOND TOOLS



Stand: 04/2020

Diamond Tools for the Factory of the Future

INDEX

BOHRER

TORUS

Fräser

TORUS

Fräser lang

KUGEL

Fräser

FASEN

Fräser

GEWINDE


Wirbler

POLIER

Fräser



Bohrer



bis $\text{Ø}1.3\text{mm}$
mit KSM




Artikel	D	L/D:2		L/D:3		L/D:4		L/D:5		KSM
		-1201		-1301		-1401		-1501		
		L	Code	L	Code	L	Code	L	Code	
TD-P-xxxx-030-xxx	0.3	0.6	-006	0.9	-009					•
TD-P-xxxx-040-xxx	0.4	0.8	-008	1.2	-012					•
TD-P-xxxx-050-xxx	0.5	1.0	-010	1.5	-015					•
TD-P-xxxx-060-xxx	0.6	1.2	-012	1.8	-018	2.4	-024			•
TD-P-xxxx-070-xxx	0.7	1.4	-014	2.1	-021	2.8	-028			•
TD-P-xxxx-080-xxx	0.8	1.6	-016	2.4	-024	3.2	-032	4.0	-040	•
TD-P-xxxx-090-xxx	0.9	1.8	-018	2.7	-027	3.6	-036	4.5	-045	•
TD-P-xxxx-100-xxx	1.0	2.0	-020	3.0	-030	4.0	-040	5.0	-050	•
TD-P-xxxx-110-xxx	1.1	2.2	-022	3.3	-033	4.4	-044	5.5	-055	•
TD-P-xxxx-120-xxx	1.2	2.4	-024	3.6	-036	4.8	-048	6.0	-060	•
TD-P-xxxx-130-xxx	1.3	2.6	-026	3.9	-039	5.2	-052	6.5	-065	•
TD-P-xxxx-140-xxx	1.4	2.8	-028	4.2	-042	5.6	-056	7.0	-070	-
TD-P-xxxx-150-xxx	1.5	3.0	-030	4.5	-045	6.0	-060	7.5	-075	-
TD-P-xxxx-160-xxx	1.6	3.2	-032	4.8	-048	6.4	-064	8.0	-080	-
TD-P-xxxx-170-xxx	1.7	3.4	-034	5.1	-051	6.8	-068			-
TD-P-xxxx-180-xxx	1.8	3.6	-036	5.4	-054	7.2	-072			-
TD-P-xxxx-190-xxx	1.9	3.8	-038	5.7	-057	7.6	-076			-
TD-P-xxxx-200-xxx	2.0	4.0	-040	6.0	-060					-
TD-P-xxxx-210-xxx	2.1	4.2	-042	6.3	-063					-
TD-P-xxxx-220-xxx	2.2	4.4	-044	6.6	-066					-
TD-P-xxxx-230-xxx	2.3	4.6	-046	6.9	-069					-
TD-P-xxxx-240-xxx	2.4	4.8	-048	7.2	-072					-
TD-P-xxxx-250-xxx	2.5	5.0	-050							-
TD-P-xxxx-260-xxx	2.6	5.2	-052							-
TD-P-xxxx-270-xxx	2.7	5.4	-054							-
TD-P-xxxx-280-xxx	2.8	5.6	-056							-
TD-P-xxxx-290-xxx	2.9	5.8	-058							-
TD-P-xxxx-300-xxx	3.0	6.0	-060							-

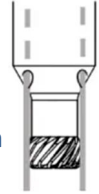
Beispiel: Bohrer L/D=4 -> -1401; D=1.6mm -> -160; L=6.4mm -> -06 -> TD-P-1401-160-064



Torusfräser



bis Ø1.3mm
mit KSM




Artikel	D ₁	L ₂	L ₁	D ₂	R				Z	KSM
					0.05	0.1	0.2	0.3		
					-005	-010	-020	-030		
TM-P-1105-030-xxx	0.3	0.5	-	-	•	-	-	-	3	•
TM-P-1105-035-xxx	0.35	0.5	-	-	•	-	-	-	3	•
TM-P-1105-040-xxx	0.4	0.5	-	-	•	-	-	-	3	•
TM-P-1105-050-xxx	0.5	0.5	-	-	•				4	•
TM-P-1110-050-xxx		1.0	-	-	•					
TM-P-1115-050-xxx		1.5	-	-	•					
TM-P-1105-060-xxx	0.6	0.5	-	-	•				5	•
TM-P-1110-060-xxx		1.0	-	-	•					
TM-P-1115-060-xxx		1.5	-	-	•					
TM-P-1105-070-xxx	0.7	0.5	-	-	•				6	•
TM-P-1110-070-xxx		1.0	-	-	•					
TM-P-1115-070-xxx		1.5	-	-	•					
TM-P-1130-070-xxx		3.0	1.8	0.6	•					
TM-P-1105-080-xxx	0.8	0.5	-	-	•	-			6	•
TM-P-1110-080-xxx		1.0	-	-	•	-				
TM-P-1115-080-xxx		1.5	-	-	•	•				
TM-P-1130-080-xxx		3.0	1.8	0.7	•	•				
TM-P-1105-090-xxx	0.9	0.5	-	-	•	-			7	•
TM-P-1110-090-xxx		1.0	-	-	•	-				
TM-P-1115-090-xxx		1.5	-	-	•	•				
TM-P-1130-090-xxx		3.0	1.8	0.8	•	•				
TM-P-1105-100-xxx	1.0	0.5	-	-	•	-	-		7	•
TM-P-1110-100-xxx		1.0	-	-	•	-	-			
TM-P-1115-100-xxx		1.5	-	-	•	•	•			
TM-P-1130-100-xxx		3.0	1.8	0.9	•	•	•			
TM-P-1150-100-xxx		5.0	1.8	0.9	•	•	•			
TM-P-1110-110-xxx	1.1	1.0	-	-	•	-	-		7	•
TM-P-1115-110-xxx		1.5	-	-	•	•	•			
TM-P-1130-110-xxx		3.0	1.8	1.0	•	•	•			
TM-P-1150-110-xxx		5.0	1.8	1.0	•	•	•			
TM-P-1110-120-xxx	1.2	1.0	-	-	•	-	-	-	9	•
TM-P-1115-120-xxx		1.5	-	-	•	•	•	•		
TM-P-1130-120-xxx		3.0	1.8	1.1	•	•	•	•		
TM-P-1150-120-xxx		5.0	1.8	1.1	•	•	•	•		

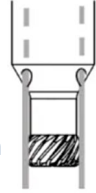
Beispiel: Torusfräser L₂=3mm → -1130; D₁=1.0mm → -100; R=0.2mm → -020 → TM-P-1130-100-020



Torusfräser



bis Ø1.3mm
mit KSM




Artikel	D ₁	L ₂	L ₁	D ₂	R				Z	KSM
					0.05	0.1	0.2	0.3		
					-005	-010	-020	-030		
TM-P-1110-130-xxx	1.3	1.0	-	-	•	-	-	-	9	•
TM-P-1115-130-xxx		1.5	-	-	•	•	•	•		
TM-P-1130-130-xxx		3.0	1.8	1.2	•	•	•	•		
TM-P-1150-130-xxx		5.0	1.8	1.2	•	•	•	•		
TM-P-1110-140-xxx	1.4	1.0	-	-	•	-	-	-	11	-
TM-P-1115-140-xxx		1.5	-	-	•	•	•	•		
TM-P-1130-140-xxx		3.0	1.8	1.3	•	•	•	•		
TM-P-1150-140-xxx		5.0	1.8	1.3	•	•	•	•		
TM-P-1110-150-xxx	1.5	1.0	-	-	•	-	-	-	11	-
TM-P-1115-150-xxx		1.5	-	-	•	•	•	•		
TM-P-1130-150-xxx		3.0	1.8	1.4	•	•	•	•		
TM-P-1150-150-xxx		5.0	1.8	1.4	•	•	•	•		
TM-P-1115-160-xxx	1.6	1.5	-	-	•	•	•	•	11	-
TM-P-1130-160-xxx		3.0	1.8	1.5	•	•	•	•		
TM-P-1150-160-xxx		5.0	1.8	1.5	•	•	•	•		
TM-P-1115-170-xxx	1.7	1.5	-	-	•	•	•	•	13	-
TM-P-1130-170-xxx		3.0	1.8	1.6	•	•	•	•		
TM-P-1150-170-xxx		5.0	1.8	1.6	•	•	•	•		
TM-P-1115-180-xxx	1.8	1.5	-	-	•	•	•	•	13	-
TM-P-1130-180-xxx		3.0	1.8	1.7	•	•	•	•		
TM-P-1150-180-xxx		5.0	1.8	1.7	•	•	•	•		
TM-P-1115-190-xxx	1.9	1.5	-	-	•	•	•	•	15	-
TM-P-1130-190-xxx		3.0	1.8	1.8	•	•	•	•		
TM-P-1150-190-xxx		5.0	1.8	1.8	•	•	•	•		
TM-P-1115-200-xxx	2.0	1.5	-	-	•	•	•	•	15	-
TM-P-1130-200-xxx		3.0	1.8	1.9	•	•	•	•		
TM-P-1150-200-xxx		5.0	1.8	1.9	•	•	•	•		
TM-P-1115-210-xxx	2.1	1.5	-	-	•	•	•	•	17	-
TM-P-1130-210-xxx		3.0	1.8	2.0	•	•	•	•		
TM-P-1150-210-xxx		5.0	1.8	2.0	•	•	•	•		
TM-P-1115-220-xxx	2.2	1.5	-	-	•	•	•	•	17	-
TM-P-1130-220-xxx		3.0	1.8	2.1	•	•	•	•		
TM-P-1150-220-xxx		5.0	1.8	2.1	•	•	•	•		

Beispiel: Torusfräser L₂=3mm → -1130; D₁=2.0mm → -200; R=0.2mm → -020 → TM-P-1130-200-020



Torusfräser



bis Ø1.3mm
mit KSM




Artikel	D ₁	L ₂	L ₁	D ₂	R				Z	KSM
					0.05	0.1	0.2	0.3		
					-005	-010	-020	-030		
TM-P-1115-230-xxx	2.3	1.5	-	-	•	•	•	•	19	-
TM-P-1130-230-xxx		3.0	1.8	2.2	•	•	•	•		
TM-P-1150-230-xxx		5.0	1.8	2.2	•	•	•	•		
TM-P-1115-240-xxx	2.4	1.5	-	-	•	•	•	•	19	-
TM-P-1130-240-xxx		3.0	1.8	2.3	•	•	•	•		
TM-P-1150-240-xxx		5.0	1.8	2.3	•	•	•	•		
TM-P-1115-250-xxx	2.5	1.5	-	-	•	•	•	•	21	-
TM-P-1130-250-xxx		3.0	1.8	2.4	•	•	•	•		
TM-P-1150-250-xxx		5.0	1.8	2.4	•	•	•	•		
TM-P-1115-260-xxx	2.6	1.5	-	-	•	•	•	•	21	-
TM-P-1130-260-xxx		3.0	1.8	2.5	•	•	•	•		
TM-P-1150-260-xxx		5.0	1.8	2.5	•	•	•	•		
TM-P-1115-270-xxx	2.7	1.5	-	-	•	•	•	•	23	-
TM-P-1130-270-xxx		3.0	1.8	2.6	•	•	•	•		
TM-P-1150-270-xxx		5.0	1.8	2.6	•	•	•	•		
TM-P-1115-280-xxx	2.8	1.5	-	-	•	•	•	•	23	-
TM-P-1130-280-xxx		3.0	1.8	2.7	•	•	•	•		
TM-P-1150-280-xxx		5.0	1.8	2.7	•	•	•	•		
TM-P-1115-290-xxx	2.9	1.5	-	-	•	•	•	•	25	-
TM-P-1130-290-xxx		3.0	1.8	2.8	•	•	•	•		
TM-P-1150-290-xxx		5.0	1.8	2.8	•	•	•	•		
TM-P-1115-300-xxx	3.0	1.5	-	-	•	•	•	•	25	-
TM-P-1130-300-xxx		3.0	1.8	2.9	•	•	•	•		
TM-P-1150-300-xxx		5.0	1.8	2.9	•	•	•	•		
TM-P-1115-310-xxx	3.1	1.5	-	-	•	•	•	•	27	-
TM-P-1130-310-xxx		3.0	1.8	3.0	•	•	•	•		
TM-P-1150-310-xxx		5.0	1.8	3.0	•	•	•	•		
TM-P-1115-320-xxx	3.2	1.5	-	-	•	•	•	•	27	-
TM-P-1130-320-xxx		3.0	1.8	3.1	•	•	•	•		
TM-P-1150-320-xxx		5.0	1.8	3.1	•	•	•	•		
TM-P-1115-330-xxx	3.3	1.5	-	-	•	•	•	•	29	-
TM-P-1130-330-xxx		3.0	1.8	3.2	•	•	•	•		
TM-P-1150-330-xxx		5.0	1.8	3.2	•	•	•	•		

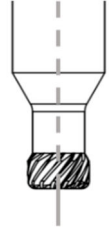
Beispiel: Torusfräser L₂=3mm → -1130; D₁=3.0mm → -300; R=0.2mm → -020 → TM-P-1130-300-020



Torusfräser lang



auch mit KSM

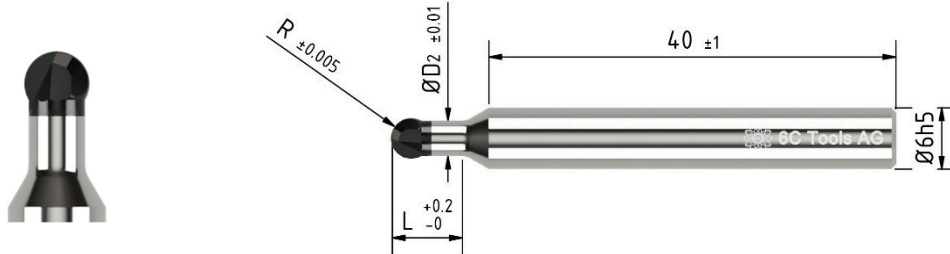


Artikel	D ₁	L ₂	L ₁	D ₂	R				Z	-KSM
					0.05	0.1	0.2	0.3		
					-005	-010	-020	-030		
TM-P-2100-200-xxx	2.0	10	0.6	1.9	•	•	•	•	15	
TM-P-2100-250-xxx	2.5	10	0.6	2.4	•	•	•	•	21	
TM-P-2100-300-xxx	3.0	10	0.6	2.9	•	•	•	•	25	
TM-P-2100-350-xxx	3.5	10	0.6	3.4	•	•	•	•	31	•
TM-P-2100-400-xxx	4.0	10	0.6	3.9	•	•	•	•	37	•
TM-P-2100-450-xxx	4.5	10	0.6	4.4	•	•	•	•	41	•
TM-P-2100-500-xxx	5.0	10	0.6	4.9	•	•	•	•	47	•
TM-P-2100-550-xxx	5.5	10	0.6	5.4	•	•	•	•	51	•
TM-P-2100-600-xxx	6.0	10	0.6	5.9	•	•	•	•	57	•
TM-P-3100-200-xxx	2.0	10	1.2	1.9	•	•	•	•	15	
TM-P-3100-250-xxx	2.5	10	1.2	2.4	•	•	•	•	21	
TM-P-3100-300-xxx	3.0	10	1.2	2.9	•	•	•	•	25	
TM-P-3100-350-xxx	3.5	10	1.2	3.4	•	•	•	•	31	•
TM-P-3100-400-xxx	4.0	10	1.2	3.9	•	•	•	•	37	•
TM-P-3100-450-xxx	4.5	10	1.2	4.4	•	•	•	•	41	•
TM-P-3100-500-xxx	5.0	10	1.2	4.9	•	•	•	•	47	•
TM-P-3100-550-xxx	5.5	10	1.2	5.4	•	•	•	•	51	•
TM-P-3100-600-xxx	6.0	10	1.2	5.9	•	•	•	•	57	•

Beispiel: Torusfräser L₁=1.2mm → -3100; D₁:4mm → -400; R=0.2mm → -020 → TM-P-3100-400-020



Kugelfräser

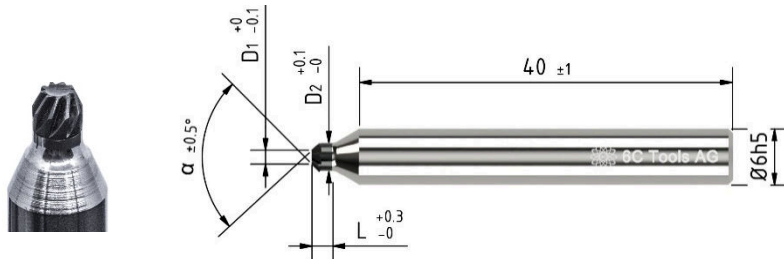


Artikel	R	D ₂	L/D: 2				L/D: 3				L/D: 4			
			L	Code	-1201	-2201	L	Code	-1301	-2301	L	Code	-1301	-2301
BM-P-xxxx-020-xxx	0.2	0.36	0.8	-008	•		1.2	-012	•		1.6	-016	•	
BM-P-xxxx-030-xxx	0.3	0.54	1.2	-012	•		1.8	-018	•		2.4	-024	•	
BM-P-xxxx-040-xxx	0.4	0.72	1.6	-016	•		2.4	-024	•		3.2	-032	•	
BM-P-xxxx-050-xxx	0.5	0.9	2.0	-020	•		3.0	-030	•		4.0	-040	•	
BM-P-xxxx-060-xxx	0.6	1.08	2.4	-024	•		3.6	-036	•		4.8	-048	•	
BM-P-xxxx-070-xxx	0.7	1.26	2.8	-028	•		4.2	-042	•		5.6	-056		
BM-P-xxxx-080-xxx	0.8	1.44	3.2	-032	•		4.8	-048	•		6.4	-064		
BM-P-xxxx-090-xxx	0.9	1.62	3.6	-036	•		5.4	-054	•		7.2	-072		
BM-P-xxxx-100-xxx	1.0	1.8	4.0	-040	•	•	6.0	-060		•	8.0	-080		•
BM-P-xxxx-110-xxx	1.1	1.98	4.4	-044	•	•	6.6	-066		•	8.8	-088		•
BM-P-xxxx-120-xxx	1.2	2.16	4.8	-048	•	•	7.2	-072		•	9.6	-096		•
BM-P-xxxx-130-xxx	1.3	2.34	5.2	-052	•	•	7.8	-078		•	10.4	-104		•
BM-P-xxxx-140-xxx	1.4	2.52	5.6	-056		•	8.4	-084		•	11.2	-112		•

Beispiel: Kugelfräser L/D=3 → -1301; R=0.8mm → -080; L=0.48mm → -048 → BM-P-1301-080-048



Fasenfräser

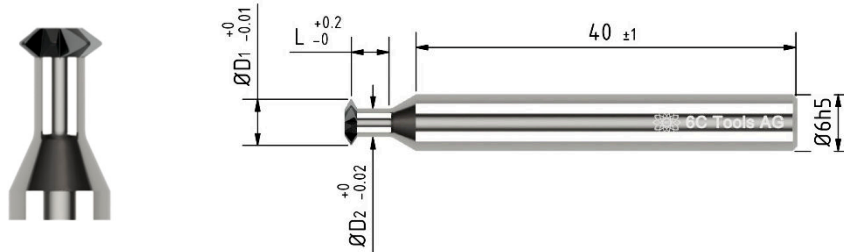


Artikel	D ₂	D ₁	L	α	Z
CM-P-1045-010-004	1.0	0.4	1.0	90	5
CM-P-1045-015-008	1.5	0.8	1.5	90	6
CM-P-1045-020-010	2.0	1.0	1.5	90	6
CM-P-1045-025-015	2.5	1.5	2.0	90	7
CM-P-1045-030-020	3.0	2.0	2.0	90	8
CM-P-1030-010-004	1.0	0.4	1.5	60	5
CM-P-1030-015-008	1.5	0.8	1.5	60	6
CM-P-1030-020-010	2.0	1.0	2.0	60	6
CM-P-1030-025-015	2.5	1.5	2.0	60	7
CM-P-1030-030-020	3.0	2.0	2.0	60	8

Beispiel: Fasenfräser Fase=45° → -1045; D₂=3.0mm → -030; D₁=2.0mm → -020 → CM-P-1045-030-020

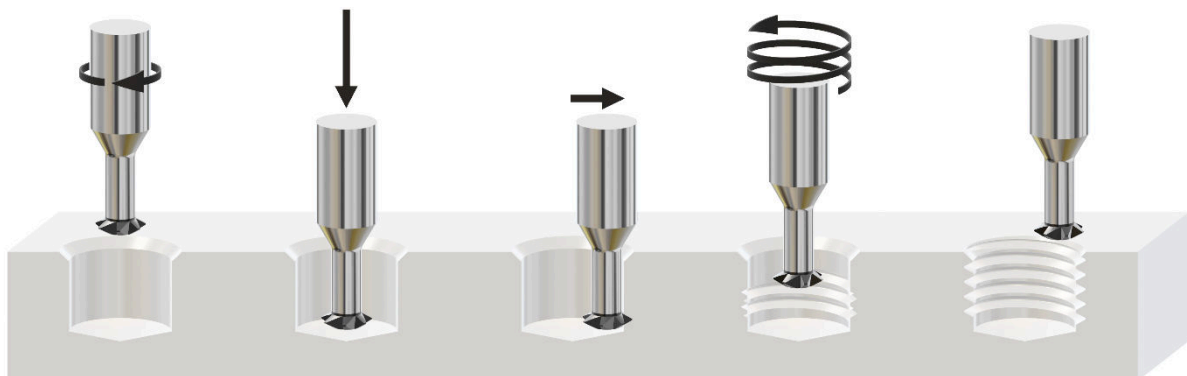


Gewindewirbler




Artikel	M	P	D ₁	L ₁	D ₂	Z	Kernloch Ø
THM-P-2005-090-125-M1.2	M1.2	0.25	0.9	1.25	0.57	6	0.98
THM-P-2010-090-250-M1.2				2.5			
THM-P-2015-090-375-M1.2				3.75			
THM-P-2005-105-150-M1.4	M1.4	0.3	1.05	1.5	0.66	6	1.14
THM-P-2010-105-300-M1.4				3.0			
THM-P-2015-105-450-M1.4				4.5			
THM-P-2005-120-175-M1.6	M1.6	0.35	1.2	1.75	0.78	6	1.32
THM-P-2010-120-350-M1.6				3.5			
THM-P-2005-140-175-M1.8	M1.8	0.35	1.4	1.75	0.98	7	1.52
THM-P-2010-140-350-M1.8				3.5			
THM-P-2005-155-200-M2.0	M2	0.4	1.55	2.0	1.05	7	1.67
THM-P-2010-155-400-M2.0				4.0			
THM-P-2005-170-225-M2.2	M2.2	0.45	1.70	2.25	1.14	7	1.83
THM-P-2010-170-450-M2.2				4.5			
THM-P-2005-200-225-M2.5	M2.5	0.45	2	2.25	1.44	8	2.13
THM-P-2010-200-450-M2.5				4.5			

Beispiel: Gewindewirbler L/P=10 → -2010; D₁=1.2mm → -120; L₁=3.5mm → -350 → THM-P-2010-120-350-M1.6






Polierfräser



Artikel	R	D ₂	L/D:2		L/D:3		L/D:2		L/D:3	
			-1201		-1301		-2201		-2301	
			L	Code	L	Code	L	Code	L	Code
PB-P-xxxx-005-xxx	0.05	0.09	0.2	-002						
PB-P-xxxx-010-xxx	0.1	0.18	0.4	-004	0.6	-006				
PB-P-xxxx-015-xxx	0.15	0.27	0.6	-006	0.9	-009				
PB-P-xxxx-020-xxx	0.2	0.36	0.8	-008	1.2	-012				
PB-P-xxxx-030-xxx	0.3	0.54	1.2	-012	1.8	-018				
PB-P-xxxx-040-xxx	0.4	0.72	1.6	-016	2.4	-024				
PB-P-xxxx-050-xxx	0.5	0.90	2.0	-020	3.0	-030				
PB-P-xxxx-060-xxx	0.6	1.08	2.4	-024	3.6	-036				
PB-P-xxxx-070-xxx	0.7	1.26	2.8	-028	4.2	-042				
PB-P-xxxx-080-xxx	0.8	1.44	3.2	-032	4.8	-048				
PB-P-xxxx-090-xxx	0.9	1.62	3.6	-036					5.4	-054
PB-P-xxxx-100-xxx	1.0	1.80	4.0	-040					6.0	-060
PB-P-xxxx-110-xxx	1.1	1.98	4.4	-044					6.6	-066
PB-P-xxxx-120-xxx	1.2	2.28					4.8	-048	7.2	-072
PB-P-xxxx-130-xxx	1.3	2.47					5.2	-049	7.8	-078
PB-P-xxxx-140-xxx	1.4	2.66					5.6	-050	8.4	-084
PB-P-xxxx-150-xxx	1.5	2.85					6.0	-051	9.0	-090
PB-P-xxxx-160-xxx	1.6	3.04					6.4	-052	9.6	-096

Beispiel: Polierfräser L/D=3 → -1301; D=0.8mm → -080; L=4.8mm → -048 → PB-P-1301-080-048



6C Tools AG

c/o Walser & Partner AG Zug

Bahnhofstrasse 11

CH-6301 Zug

info@6c-tools.ch

www.6c-tools.ch

Diamond Tools for the Factory of the Future

